

## Fund Fact Sheet | 30 June 2025

# BNI AM ETF MSCI INDONESIA SELECTION

### ETF

Effective Date	26-Dec-19
Effective Letter	S-1590/PM.21/2019
Launch Date	6-Jan-20
Type	ETF
NAV/Unit	1,022.87
Total NAV	12,172,122,081
Total NAV (All Classes)	12,172,122,081
Currency	Rupiah
Minimum Investment	1 basket (primer) dan 1 lot (sekunder)
Total Units Offered	5,000,000,000
NAV Calculation	Daily
Subscription Fees	Sesuai fee broker
Redemption Fees	Sesuai fee broker
Switching Fees	None
Management Fees	Max. 3% p.a.
Custodian Fees	Max. 0.20% p.a.
ISIN Code	IDN00423605
Mutual Fund Ownership	Can be accessed from <a href="https://akses.ksei.co.id">https://akses.ksei.co.id</a>

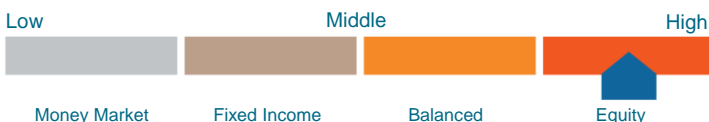
### Main Risks

- Changing economic and political condition risks
- Default risks
- Liquidity risks
- Volatility risks
- Full closures risks
- Currency risks

### Risk Profile

- Risk level

### Risk Classification



### Monthly Fund Performance in The Last 5 Years



### Mutual Fund Performance

Date: 30-Jun-25

Performance	YTD	1 Mo	3 Mo	6 Mo	1 Yr	3 Yr	5 Yr	Since Inception
Mutual Fund	18.77%	9.78%	31.46%	18.77%	1.97%	5.68%	33.66%	2.29%
Benchmark*	14.49%	6.82%	26.10%	14.49%	-2.68%	-2.83%	18.79%	-10.62%

	Month	Return
Best month	May-25	12.80%
Worst month	Feb-25	-16.02%

\*Benchmark: Index MSCI Indonesia Selection

In accordance with OJK regulations, proof of confirmation of purchase, transfer, redemption transactions is valid proof of Unit Penyertaan ownership, which is issued by the Custodian Bank which can be viewed via the <https://akses.ksei.co.id> page.

Disclaimer: INVESTMENT THROUGH MUTUAL FUNDS CONTAINS RISK. BEFORE DECIDING TO INVEST, PROSPECTIVE INVESTORS MUST READ AND UNDERSTAND THE PROSPECTUS. PAST PERFORMANCE DOES NOT GUARANTEE/REFLECT PERFORMANCE INDICATIONS IN THE TIME TO COME. OTORITAS JASA KEUANGAN DOES NOT GIVE A STATEMENT TO APPROVE OR NOT APPROVE THIS FUND, AND DOES NOT GIVE A STATEMENT ABOUT THE TRUTH OR ADEQUACY OF THIS FUND'S PROSPECTUS. EVERY STATEMENT THAT CONTRADICT THE PREVIOUS STATEMENTS IS A LAW VIOLATION. Mutual Funds are not part of third party deposits on Banks and are not included in the scope of the object of the deposit insurance program by Lembaga Penjamin Simpanan. Mutual funds are Capital Market products and not products issued by Sales/Banking Agents. An Investment Fund Selling Agent is not responsible for the demands and risks of managing the portfolio of mutual funds carried out by the Investment Manager. This product information summary does not replace the Mutual Fund Prospectus and is prepared by PT BNI Asset Management only for information needs and does not constitute a form of offer to buy or demand to sell. All information contained in this document is presented correctly. If necessary, investors are advised to seek professional opinion before making an investment decision. Past performance is not necessarily a guide to future performance, nor is it an estimate made to provide an indication of future performance or trends. PT BNI Asset Management as the Investment Manager is licensed and supervised by the OJK.

### BNI Asset Management Profile

PT BNI Asset Management is one of the largest asset management companies in Indonesia with experience over 20 years since its establishment as the asset management division of PT BNI Securities in 12 April 1995. The company spun off from PT BNI Securities in 2011, and had earned its license as Investment Manager from Bapepam-LK (No. KEP-05/BL/MI/2011, dated 7 July 2011). Currently, the company is managing 80 (eighty) mutual fund products.

Several mutual funds managed by BNI-AM have received awards from various media and independent research institutions, this includes:

- Seven awards at the 2025 Investment Manager Awards (Anugerah Manajer Investasi 2025) presented by IDX Channel and Edvisor.id
- Two Best Mutual Fund Awards 2025 from Investortrust.id and Infovesta.
- Two awards at the 14th Infobank-Isentia Digital Brand Appreciation 2025 ceremony.

### Investment Objectives

BNI-AM ETF MSCI ESG Leaders Indonesia has an objective to replicate the performance of MSCI ESG LEADERS Indonesia.

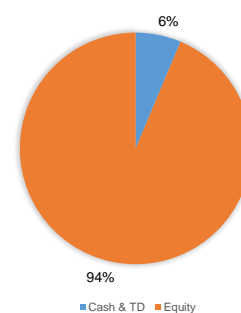
### Investment Policy

Minimum 80% on equity instruments included in MSCI ESG Leaders Indonesia. Maximum 20% on money market instruments with less than 1 year maturity.

### Top 10 Underlying Securities

EQUITY	TLKM (36.91%)
EQUITY	TPIA (22.90%)
EQUITY	AMMN (14.79%)
EQUITY	BRPT (10.43%)
EQUITY	KLBF (8.62%)

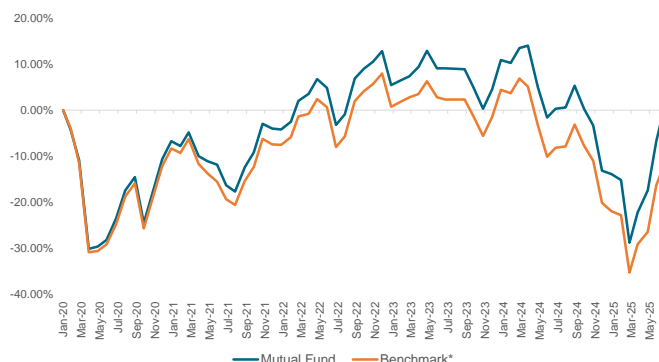
### % Portfolio Composition



### Custodian Profile

PT Bank Central Asia, Tbk obtained approval as a custodian bank in the capital market sector based on Capital Market and Financial Institution Supervisory Board (BAPEPAM) Number: KEP-148/PM/1991 dated November 13th, 1991 concerning Approval as a Place for Safekeeping of Assets in the Capital Market.

### Fund Performance vs Benchmark (Cumulative)



### PT BNI ASSET MANAGEMENT

Centennial Tower, 19th Floor  
Jin. Gatot Subroto Kav 24 & 25 Jakarta 12930  
T. +62-21 2996 9646 (Hotline) / F. +62-21 2996 9647  
E. [customerservices@bni-am.co.id](mailto:customerservices@bni-am.co.id)

PT BNI Asset Management is licensed and supervised by Otoritas Jasa Keuangan



@bniassetmanagement



BNI Asset Mgmt

For more information visit [www.bni-am.co.id](http://www.bni-am.co.id)

