

Fund Fact Sheet | 30 September 2025

REKSA DANA PENDAPATAN TETAP BNI-AM QUALITY LONG DURATION FUND

Fixed Income Fund

Effective Date	30-May-16
Effective Letter	S-254/D.04/2016
Launch Date	16-Jun-16
Type	Fixed Income Fund
NAV/Unit	1,678.03
Total NAV	61,944,382,680
Total NAV (All Classes)	61,944,382,680
Currency	Rupiah
Minimum Investment	Rp10,000
Total Units Offered	5,000,000,000
NAV Calculation	Daily
Subscription Fees	Max. 2%
Redemption Fees	Max. 2%
Switching Fees	Max. 2%
Management Fees	Max. 2.50% p.a.
Custodian Fees	Max. 0.15% p.a.
ISIN Code	IDN000242708
Mutual Fund Ownership	Can be accessed from https://akses.ksei.co.id

Main Risks

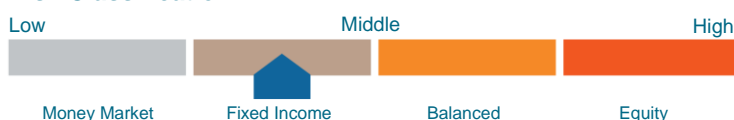
- Changing economic and political condition risks
- Changing regulation and taxation risks
- Liquidity risks
- Volatility risks
- Full closures risks

Risk Profile

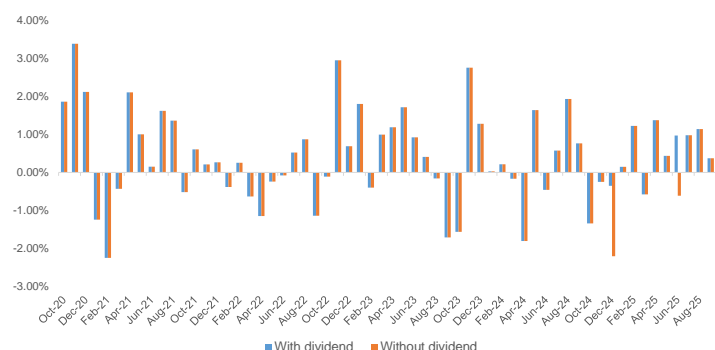
- Risk level

Medium

Risk Classification



Monthly Fund Performance in The Last 5 Years



Mutual Fund Performance

Date: 30-Sep-25

Performance	YTD	1 Mo	3 Mo	6 Mo	1 Yr	3 Yr	5 Yr	Since Inception
Mutual Fund	4.55%	0.37%	2.51%	3.74%	0.63%	14.91%	24.56%	67.80%
Mutual Fund with dividend	6.21%	0.37%	2.51%	5.38%	4.16%	18.94%	28.94%	73.70%
Benchmark*	7.90%	0.74%	3.12%	6.28%	7.21%	24.86%	38.35%	93.01%

	Month	Without dividend	With dividend
Best month	Apr-25	1.38%	1.38%
Worst month	Dec-24	-2.20%	-1.34%

Additional Info

- YTM: 6.13%
- Current yield: 6.49%
- Duration: 7.26

*Benchmark: Indobex Govt Index (80%) & TD 1Month nett (20%)

BNI Asset Management Profile

PT BNI Asset Management is one of the largest asset management companies in Indonesia with experience over 20 years since its establishment as the asset management division of PT BNI Securities in 12 April 1995. The company spun off from PT BNI Securities in 2011, and had earned its license as Investment Manager from Bapepam-LK (No. KEP-05/BL/MI/2011, dated 7 July 2011). Currently, the company is managing 65 (sixty-five) mutual fund products.

Several mutual funds managed by BNI-AM have received awards from various media and independent research institutions, this includes:

- Seven awards at the 2025 Investment Manager Awards (Anugerah Manajer Investasi 2025) presented by IDX Channel and Edvisor.id
- Two Best Mutual Fund Awards 2025 from Investortrust.id and Infovesta.
- Two awards at the 14th Infobank-Isentia Digital Brand Appreciation 2025 ceremony.

Investment Objectives

Obtaining a long term maximum investment returns through strategic allocation in debt securities and money market instruments, by controlling investment risk through the selective selection of debt securities.

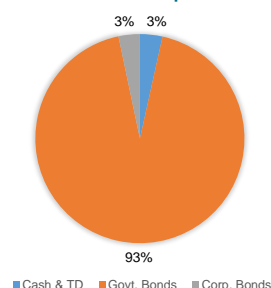
Investment Policy

Minimum 80% and Maximum of 100% of the Net Asset Value of debt securities issued by the Government of Indonesia and/or debt companies on the IDX.
Minimum 0% and 20% of Net Asset Value on domestic Money Market instruments and/or time deposits.

Top 10 Underlying Securities

BOND	FR0076 (7.81%)
BOND	FR0109 (7.16%)
BOND	FR0102 (6.95%)
BOND	FR0108 (6.94%)
BOND	FR0079 (6.52%)
BOND	FR0106 (6.25%)
BOND	FR0107 (6.25%)
BOND	FR0098 (5.69%)
BOND	FR0075 (5.51%)
BOND	FR0096 (5.41%)

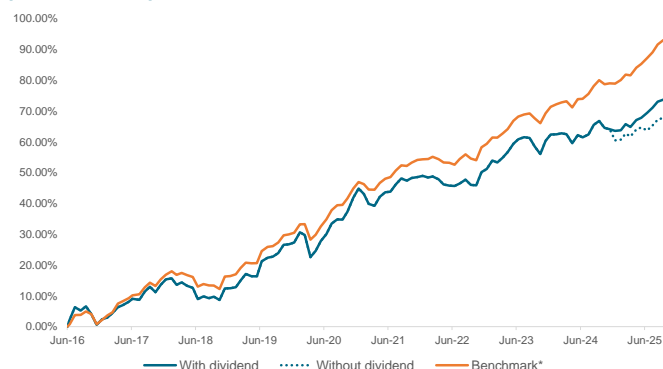
% Portfolio Composition



Custodian Profile

PT Bank DBS Indonesia (DBSI) obtained a license to open a Custodian business and operational to the Capital Market and Financial Institution Supervisory Agency (BAPEPAM & LK) on August 9th, 2006 with Decree number KEP-02/BL/Kstd/2006.

Fund Performance vs Benchmark (Cumulative)



In accordance with OJK regulations, proof of confirmation of purchase, transfer, redemption transactions is valid proof of Unit Ownership, which is issued by the Custodian Bank which can be viewed via the <https://akses.ksei.co.id> page.

Disclaimer:

INVESTMENT THROUGH MUTUAL FUNDS CONTAINS RISK. BEFORE DECIDING TO INVEST, PROSPECTIVE INVESTORS MUST READ AND UNDERSTAND THE PROSPECTUS. PAST PERFORMANCE DOES NOT GUARANTEE/REFLECT PERFORMANCE INDICATIONS IN THE TIME TO COME. OTORITAS JASA KEUANGAN DOES NOT GIVE A STATEMENT TO APPROVE OR NOT APPROVE THIS FUND, AND DOES NOT GIVE A STATEMENT ABOUT THE TRUTH OR ADEQUACY OF THIS FUND'S PROSPECTUS. EVERY STATEMENT THAT CONTRADICT THE PREVIOUS STATEMENTS IS A LAW VIOLATION. Mutual Funds are not part of third party deposits on Banks and are not included in the scope of the object of the deposit insurance program by Lembaga Penjamin Simpanan. Mutual funds are Capital Market products and not products issued by Sales/Banking Agents. An Investment Fund Selling Agent is not responsible for the demands and risks of managing the portfolio of mutual funds carried out by the Investment Manager. This product information summary does not replace the Mutual Fund Prospectus and is prepared by PT BNI Asset Management only for information needs and does not constitute a form of offer to buy or demand to sell. All information contained in this document is presented correctly. If necessary, investors are advised to seek professional opinion before making an investment decision. Past performance is not necessarily a guide to future performance, nor is it an estimate made to provide an indication of future performance or trends. PT BNI Asset Management as the Investment Manager is licensed and supervised by the OJK.

PT BNI ASSET MANAGEMENT

Centennial Tower, 19th Floor
Jln. Gatot Subroto Kav 24 & 25 Jakarta 12930
T. +62-21 2996 9646 (Hotline) / F. +62-21 2996 9647
E. customerservices@bni-am.co.id

PT BNI Asset Management is licensed and supervised by Otoritas Jasa Keuangan



@bniassetmanagement



BNI Asset Mgmt

For more information visit www.bni-am.co.id

