

Fund Fact Sheet | 31 March 2026

BNI-AM DANA LIKUID KELAS A

Money Market Fund

Effective Date	21-Dec-12
Effective Letter	S-14586/BL/2012
Launch Date	27-Dec-12
Type	Money Market Fund
NAV/Unit	2,013.01
Total NAV	442,583,070,149
Total NAV (All Classes)	1,394,390,182,085
Currency	Rupiah
Minimum Investment	Rp10,000
Total Units Offered	5,000,000,000
NAV Calculation	Daily
Subscription Fees	None
Redemption Fees	None
Switching Fees	None
Management Fees	Max. 1% p.a.
Custodian Fees	Max. 0.15% p.a.
ISIN Code	IDN000149408
Mutual Fund Ownership	Can be accessed from https://akses.ksei.co.id

Main Risks

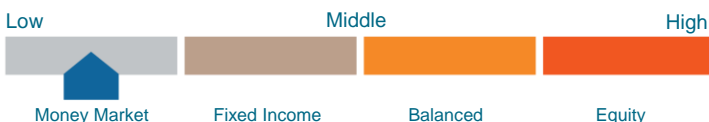
- Changing economic and political condition risks
- Default risks
- Liquidity risks
- Volatility risks
- Full closures risks
- Currency risks

Risk Profile

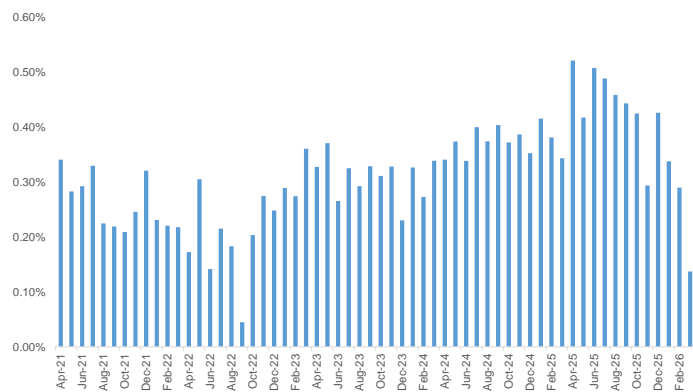
- Risk level

Low

Risk Classification



Monthly Fund Performance in The Last 5 Years



Mutual Fund Performance

Date: 31-Mar-26

Performance	YTD	1 Mo	3 Mo	6 Mo	1 Yr	3 Yr	5 Yr	Since Inception
Mutual Fund	0.77%	0.14%	0.77%	1.93%	4.85%	13.80%	20.64%	101.30%
Benchmark*	0.71%	0.25%	0.71%	1.48%	3.15%	9.83%	15.91%	73.46%

	Month	Return	Additional Info
Best month	Apr-25	0.52%	- YTM: 4.86%
Worst month	Mar-26	0.14%	- Current yield: 5.59%
			- Duration: 0.46

*Benchmark: TD 1Month (after tax)

In accordance with OJK regulations, proof of confirmation of purchase, transfer, redemption transactions is valid proof of Unit Penyertaan ownership, which is issued by the Custodian Bank which can be viewed via the <https://akses.ksei.co.id> page.

Disclaimer: INVESTMENT THROUGH MUTUAL FUNDS CONTAINS RISK. BEFORE DECIDING TO INVEST, PROSPECTIVE INVESTORS MUST READ AND UNDERSTAND THE PROSPECTUS. PAST PERFORMANCE DOES NOT GUARANTEE/REFLECT PERFORMANCE INDICATIONS IN THE TIME TO COME. OTORITAS JASA KEUANGAN DOES NOT GIVE A STATEMENT TO APPROVE OR NOT APPROVE THIS FUND, AND DOES NOT GIVE A STATEMENT ABOUT THE TRUTH OR ADEQUACY OF THIS FUND'S PROSPECTUS. EVERY STATEMENT THAT CONTRADICT THE PREVIOUS STATEMENTS IS A LAW VIOLATION. Mutual Funds are not part of third party deposits on Banks and are not included in the scope of the object of the deposit insurance program by Lembaga Penjamin Simpanan. Mutual funds are Capital Market products and not products issued by Sales/Banking Agents. An Investment Fund Selling Agent is not responsible for the demands and risks of managing the portfolio of mutual funds carried out by the Investment Manager. This product information summary does not replace the Mutual Fund Prospectus and is prepared by PT BNI Asset Management only for information needs and does not constitute a form of offer to buy or demand to sell. All information contained in this document is presented correctly. If necessary, investors are advised to seek professional opinion before making an investment decision. Past performance is not necessarily a guide to future performance, nor is it an estimate made to provide an indication of future performance or trends. PT BNI Asset Management as the Investment Manager is licensed and supervised by the OJK.

BNI Asset Management Profile

PT BNI Asset Management is one of the largest asset management companies in Indonesia with experience over 20 years since its establishment as the asset management division of PT BNI Securities in 12 April 1995. The company spun off from PT BNI Securities in 2011, and had earned its license as Investment Manager from Bapepam-LK (No. KEP-05/BL/MI/2011, dated 7 July 2011). Currently, the company is managing 65 (sixty-five) mutual fund products.

Several mutual funds managed by BNI-AM have received awards from various media and independent research institutions, this includes:

- Seven awards at the 2025 Investment Manager Awards (Anugerah Manajer Investasi 2025) presented by IDX Channel and Edvisor.id
- Two Best Mutual Fund Awards 2025 from Investortrust.id and Infovesta.
- Two awards at the 14th Infobank-Isentia Digital Brand Appreciation 2025 ceremony.

Investment Objectives

BNI-AM Dana Likuid aims to provide an attractive investment growth rate with minimum risk while obtaining high liquidity to meet cash needs in a short time.

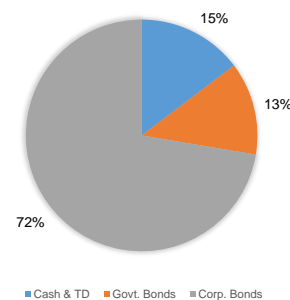
Investment Policy

100% (one hundred percent) on domestic money market instruments with less than 1 year maturity and/or fixed income instruments.

Top 10 Underlying Securities

TIME DEPOSIT	Bank Sahabat Sampoerna (9.39%)
SUKUK	PT Pegadaian (6.25%)
SUKUK	PBS003 (5.90%)
BOND	Federal International Finance (5.81%)
BOND	FR0056 (5.77%)
BOND	OKI Pulp & Paper Mills (5.62%)
BOND	Indonesia Infrastructure Finance (5.45%)
SUKUK	CIMB Niaga Auto Finance (5.17%)
BOND	Indomobil Finance (3.44%)
BOND	Adira Dinamika Multi Finance (3.37%)

% Portfolio Composition



Custodian Profile

PT Bank DBS Indonesia (DBSI) obtained a license to open a Custodian business and operational to the Capital Market and Financial Institution Supervisory Agency (BAPEPAM & LK) on August 9th, 2006 with Decree number KEP-02/BL/Kstd/2006.

Fund Performance vs Benchmark (Cumulative)

