

Fund Fact Sheet | 30 April 2026

REKSA DANA PENDAPATAN TETAP BNI-AM TEAKWOOD KELAS R1

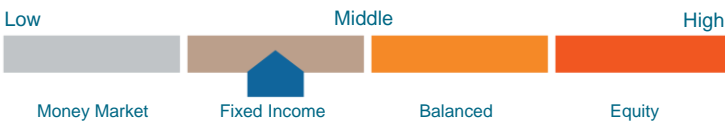
Fixed Income Fund

| | |
|--------------------------------|--|
| Effective Date | 13-Dec-22 |
| Effective Letter | S-1094/PM.21/2022 |
| Launch Date | 21-Feb-23 |
| Type | Fixed Income Fund |
| NAV/Unit | 983.76 |
| Total NAV | 2,415,050,148,453 |
| Total NAV (All Classes) | 2,537,164,846,337 |
| Currency | Rupiah |
| Minimum Investment | Rp10,000 |
| Total Units Offered | 5,000,000,000 |
| NAV Calculation | Daily |
| Subscription Fees | Max. 2% |
| Redemption Fees | Max. 2% |
| Switching Fees | Max. 2% |
| Management Fees | Max. 2% |
| Custodian Fees | Max. 0.25% p.a. |
| ISIN Code | IDN000498003 |
| Mutual Fund Ownership | Can be accessed from https://akses.ksei.co.id |

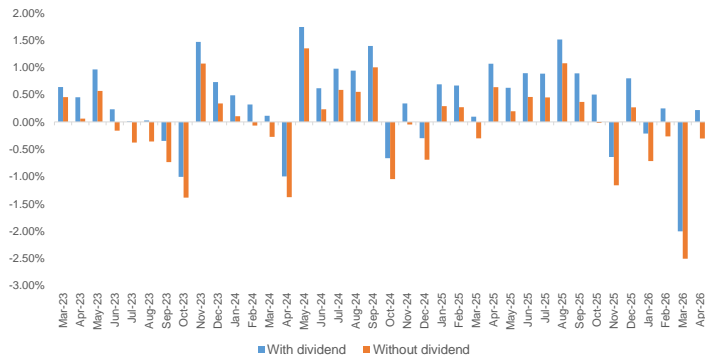
- Main Risks**
- Changing economic and political condition risks
 - Default risks
 - Liquidity risks
 - Volatility risks
 - Full closures risks
 - Currency risks

Risk Profile
- Risk level: Medium

Risk Classification



Monthly Fund Performance in The Last 5 Years



Mutual Fund Performance

Date: 30-Apr-26

| Performance | YTD | 1 Mo | 3 Mo | 6 Mo | 1 Yr | 3 Yr | 5 Yr | Since Inception |
|---------------------------|--------|--------|--------|--------|--------|--------|------|-----------------|
| Mutual Fund | -3.75% | -0.30% | -3.06% | -4.62% | -2.19% | -2.09% | | -1.62% |
| Mutual Fund with dividend | -1.76% | 0.22% | -1.55% | -1.61% | 3.72% | 14.02% | | 15.22% |
| Benchmark* | 1.27% | 0.31% | 0.94% | 1.92% | 3.98% | 11.89% | | 12.57% |

| | Month | Without dividend | With dividend |
|--------------------|--------|------------------|---------------|
| Best month | Aug-25 | 1.07% | 1.51% |
| Worst month | Mar-26 | -2.51% | -2.00% |

Additional Info
 - YTM: 6.46%
 - Current yield: 6.58%
 - Duration: 2.75

*Benchmark: Average TD Bank KBMI 4 + 2% (Nett)

BNI Asset Management Profile

PT BNI Asset Management is one of the largest asset management companies in Indonesia with experience over 20 years since its establishment as the asset management division of PT BNI Securities in 12 April 1995. The company spun off from PT BNI Securities in 2011, and had earned its license as Investment Manager from Bapepam-LK (No. KEP-05/BL/MI/2011, dated 7 July 2011). Currently, the company is managing 65 (sixty-five) mutual fund products.

Several mutual funds managed by BNI-AM have received awards from various media and independent research institutions, this includes:

- Seven awards at the 2025 Investment Manager Awards (Anugerah Manajer Investasi 2025) presented by IDX Channel and Edvisor.id
- Two Best Mutual Fund Awards 2025 from Investortrust.id and Infovesta.
- Two awards at the 14th Infobank-Isentia Digital Brand Appreciation 2025 ceremony.

Investment Objectives

BNI-AM Teakwood Fixed Income Fund aims for stable investment growth in the long term through investments in accordance with the Investment Policy.

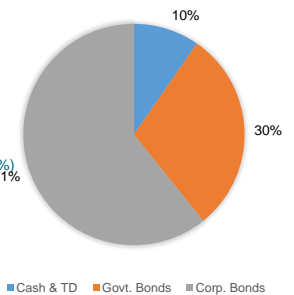
Investment Policy

Minimum 80% on domestic fixed income instruments.
Maximum 20% on cash and/or money market instruments.

Top 10 Underlying Securities

| | |
|--------------|--|
| TIME DEPOSIT | Bank Mega (4.78%) |
| BOND | OKI Pulp & Paper Mills (4.60%) |
| BOND | FR0104 (4.58%) |
| BOND | Chandra Asri Petrochemical (4.50%) |
| BOND | Energi Mega Persada (4.48%) |
| BOND | Indonesia Infrastructure Finance (4.41%) |
| BOND | Indah Kiat Pulp & Paper (4.05%) |
| BOND | FR0059 (3.97%) |
| BOND | Sarana Multi Infrastruktur (3.63%) |
| BOND | FR0101 (3.54%) |

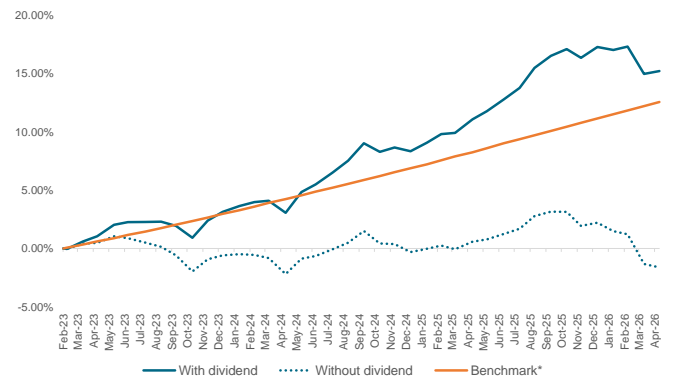
% Portfolio Composition



Custodian Profile

Standard Chartered Bank (Jakarta Branch) has been approved as custodian based on the Decree of the Chairman of the Capital Market Supervisory Agency Number Kep-35/PM.WK/1991 since June 26th, 1991, and is therefore registered and supervised by The Financial Services Authority (OJK).

Fund Performance vs Benchmark (Cumulative)



In accordance with OJK regulations, proof of confirmation of purchase, transfer, redemption transactions is valid proof of Unit Penyertaan ownership, which is issued by the Custodian Bank which can be viewed via the <https://akses.ksei.co.id> page.

Disclaimer:
INVESTMENT THROUGH MUTUAL FUNDS CONTAINS RISK. BEFORE DECIDING TO INVEST, PROSPECTIVE INVESTORS MUST READ AND UNDERSTAND THE PROSPECTUS. PAST PERFORMANCE DOES NOT GUARANTEE/REFLECT PERFORMANCE INDICATIONS IN THE TIME TO COME. OTORITAS JASA KEUANGAN DOES NOT GIVE A STATEMENT TO APPROVE OR NOT APPROVE THIS FUND, AND DOES NOT GIVE A STATEMENT ABOUT THE TRUTH OR ADEQUACY OF THIS FUND'S PROSPECTUS. EVERY STATEMENT THAT CONTRADICT THE PREVIOUS STATEMENTS IS A LAW VIOLATION. Mutual Funds are not part of third party deposits on Banks and are not included in the scope of the object of the deposit insurance program by Lembaga Penjamin Simpanan. Mutual funds are Capital Market products and not products issued by Sales/Banking Agents. An Investment Fund Selling Agent is not responsible for the demands and risks of managing the portfolio of mutual funds carried out by the Investment Manager. This product information summary does not replace the Mutual Fund Prospectus and is prepared by PT BNI Asset Management only for information needs and does not constitute a form of offer to buy or demand to sell. All information contained in this document is presented correctly. If necessary, investors are advised to seek professional opinion before making an investment decision. Past performance is not necessarily a guide to future performance, nor is it an estimate made to provide an indication of future performance or trends. PT BNI Asset Management as the Investment Manager is licensed and supervised by the OJK.

