

Fund Fact Sheet | 30 April 2026

BNI-AM UGM PROGRESSIVE BALANCED

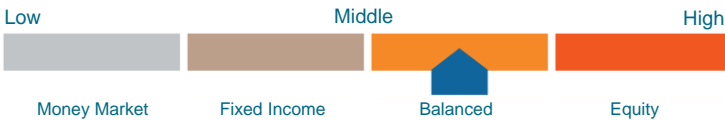
Balanced Fund

Effective Date	19-Feb-16
Effective Letter	S-62/D.04/2016
Launch Date	12-May-16
Type	Balanced Fund
NAV/Unit	1,533.37
Total NAV	61,252,755,274
Total NAV (All Classes)	61,252,755,274
Currency	Rupiah
Minimum Investment	Rp10,000
Total Units Offered	5,000,000,000
NAV Calculation	Daily
Subscription Fees	Max. 2%
Redemption Fees	Max. 2%
Switching Fees	Max. 2%
Management Fees	Max. 2.99% p.a.
Custodian Fees	Max. 0.25% p.a.
ISIN Code	IDN000231909
Mutual Fund Ownership	Can be accessed from https://akses.ksei.co.id

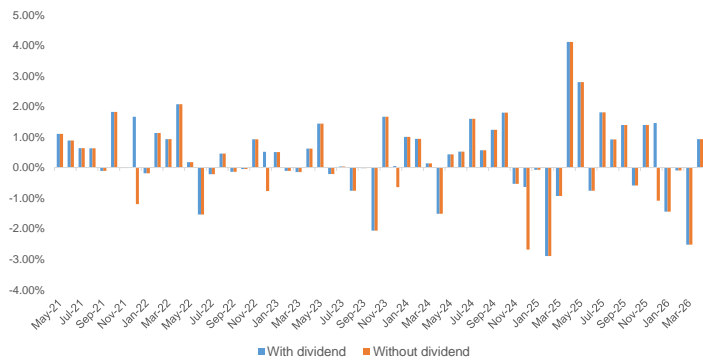
- Main Risks**
- Changing economic and political condition risks
 - Default risks
 - Liquidity risks
 - Volatility risks
 - Full closures risks
 - Currency risks

Risk Profile
- Risk level: Medium

Risk Classification



Monthly Fund Performance in The Last 5 Years



Mutual Fund Performance

Date: 30-Apr-26

Performance	YTD	1 Mo	3 Mo	6 Mo	1 Yr	3 Yr	5 Yr	Since Inception
Mutual Fund	-3.13%	0.93%	-1.71%	-2.84%	2.65%	5.60%	13.61%	53.34%
Mutual Fund with dividend	-3.13%	0.93%	-1.71%	-0.35%	5.28%	11.36%	24.86%	79.19%
Benchmark*	-4.37%	-0.91%	-4.29%	-3.37%	5.31%	18.18%	36.71%	98.24%

	Month	Without dividend	With dividend	Additional Info
Best month	May-25	2.80%	2.80%	- YTM: 5.59%
Worst month	Mar-26	-2.52%	-2.52%	- Current yield: 5.43%
				- Duration: 1.84

*Benchmark: Corp. Bond Index After Tax (80%) & LQ45 (20%) [since 1 Sep'25]

Note: Benchmark used Corp. Bond Index After Tax (80%) & JCI (20%) before 1 Sep'25.

In accordance with OJK regulations, proof of confirmation of purchase, transfer, redemption transactions is valid proof of Unit Penyertaan ownership, which is issued by the Custodian Bank which can be viewed via the <https://akses.ksei.co.id> page.

Disclaimer:
INVESTMENT THROUGH MUTUAL FUNDS CONTAINS RISK. BEFORE DECIDING TO INVEST, PROSPECTIVE INVESTORS MUST READ AND UNDERSTAND THE PROSPECTUS. PAST PERFORMANCE DOES NOT GUARANTEE/REFLECT PERFORMANCE INDICATIONS IN THE TIME TO COME. OTORITAS JASA KEUANGAN DOES NOT GIVE A STATEMENT TO APPROVE OR NOT APPROVE THIS FUND, AND DOES NOT GIVE A STATEMENT ABOUT THE TRUTH OR ADEQUACY OF THIS FUND'S PROSPECTUS. EVERY STATEMENT THAT CONTRADICT THE PREVIOUS STATEMENTS IS A LAW VIOLATION. Mutual Funds are not part of third party deposits on Banks and are not included in the scope of the object of the deposit insurance program by Lembaga Penjamin Simpanan. Mutual funds are Capital Market products and not products issued by Sales/Banking Agents. An Investment Fund Selling Agent is not responsible for the demands and risks of managing the portfolio of mutual funds carried out by the Investment Manager. This product information summary does not replace the Mutual Fund Prospectus and is prepared by PT BNI Asset Management only for information needs and does not constitute a form of offer to buy or demand to sell. All information contained in this document is presented correctly. If necessary, investors are advised to seek professional opinion before making an investment decision. Past performance is not necessarily a guide to future performance, nor is it an estimate made to provide an indication of future performance or trends. PT BNI Asset Management as the Investment Manager is licensed and supervised by the OJK.

BNI Asset Management Profile

PT BNI Asset Management is one of the largest asset management companies in Indonesia with experience over 20 years since its establishment as the asset management division of PT BNI Securities in 12 April 1995. The company spun off from PT BNI Securities in 2011, and had earned its license as Investment Manager from Bapepam-LK (No. KEP-05/BL/MI/2011, dated 7 July 2011). Currently, the company is managing 65 (sixty-five) mutual fund products.

Several mutual funds managed by BNI-AM have received awards from various media and independent research institutions, this includes:

- Seven awards at the 2025 Investment Manager Awards (Anugerah Manajer Investasi 2025) presented by IDX Channel and Edvisor.id
- Two Best Mutual Fund Awards 2025 from Investortrust.id and Infovesta.
- Two awards at the 14th Infobank-Isentia Digital Brand Appreciation 2025 ceremony.

Investment Objectives

Provide optimal returns/returns by investing in various types of securities that are considered the most profitable at certain times by acting in accordance with Indonesia's macroeconomic conditions to benefit from various types of investment instruments, both investment in securities in the capital market and in the money market.

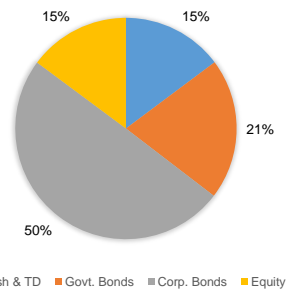
Investment Policy

Minimum 10% and maximum 79% in debt securities.
Minimum 5% and maximum 79% in equity securities.
Minimum 0% and maximum 79% in cash and/or money market instruments.

Top 10 Underlying Securities

TIME DEPOSIT	Bank Mega Syariah (9.14%)
SUKUK	Bumi Serpong Damai (8.22%)
BOND	Tower Bersama Infrastructure (6.55%)
BOND	FR0104 (6.49%)
BOND	FR0109 (6.30%)
BOND	OKI Pulp & Paper Mills (6.06%)
BOND	Indosat (4.97%)
BOND	FR0103 (4.86%)
TIME DEPOSIT	Bank BTPN Syariah (4.24%)
SUKUK	PT PLN (3.34%)

% Portfolio Composition



Custodian Profile

PT Bank Maybank Indonesia Tbk is the first national private bank to obtain approval from the Capital Market authority based on the Capital Market and Financial Institution Supervisory Board (BAPEPAM) Number Kep-67/PM/1991 dated July 20th 1991 as the Custodian Bank in the Capital Market.

Fund Performance vs Benchmark (Cumulative)

