

**FUND FACT SHEET/
PRODUCT AND/OR SERVICE INFORMATION SUMMARY**
MONTHLY PERFORMANCE REPORT AS OF 29 MAY 2026
BNI-AM DANA SAHAM INSPIRING EQUITY FUND



Equity Fund

Effective Date	21-Jan-14
Effective Statement	S-25/D.04/2014
Launch Date	7-Apr-14
Fund Type	Equity Fund
NAV/Unit	807.32
Total NAV	1,029,213,556,001
Total NAV (All Classes)	1,029,213,556,001
Currency	Rupiah
Minimum Investment	Rp10,000
Total Units Offered	5,000,000,000
NAV Calculation	Daily
Subscription Fees	Max. 2%
Redemption Fees	Max. 2%
Switching Fees	Max. 2%
Management Fees	Max. 2.99% p.a.
Custodian Fees	Max. 0.20% p.a.
ISIN Code	IDN000175007
Mutual Fund Ownership	Can be accessed on https://akses.ksei.co.id
Custodian Bank Name	PT Bank Danamon Indonesia Tbk
Prospectus Access	Can be accessed on https://bni-am.co.id

Product Description

A pool of funds from a group of investors managed by an Investment Manager and subsequently invested in various securities in the capital market.

Main Risks

- Credit Risk (Default Risk)
- Regulatory Change Risk
- Interest Rate Risk
- Market Risk
- Risk of Changes in Economic and Political Conditions
- Liquidity Risk
- Dissolution and Liquidation Risk

Risk Classification

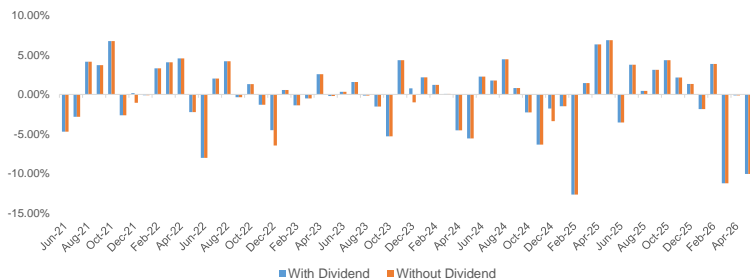


Risk Level: High

Description: number 1 indicates low risk with lower potential investment returns, while 5 indicates high risk with higher potential investment returns.

This product invests in equity, bond and/or money market instruments, and categorized as High Risk. Investors bear the risk of the portfolio.

Monthly Fund Performance in The Last 5 Years



Fund Performance

Date: 29-May-26

Performance	YTD	1 Mo	3 Mo	6 Mo	1 Yr	3 Yr	5 Yr	Since Inception
Fund	-18.78%	-10.08%	-20.31%	-17.71%	-9.13%	-20.35%	-17.36%	-19.27%
Fund with dividend	-18.78%	-10.08%	-20.31%	-17.71%	-9.13%	-17.57%	-11.64%	-13.68%
Benchmark*	-27.81%	-8.69%	-26.75%	-27.74%	-24.99%	-35.64%	-31.23%	-32.09%

*Benchmark: LQ45

	Month	Without dividend	With dividend
Best Month	Nov-20	10.68%	10.68%
Worst Month	Mar-20	-22.69%	-22.69%

Required Documents for Unit Purchase

- Complete the Account Opening Form, Prospective Unit Holder Profile, and Unit Purchase Order Form, which can be obtained from the Investment Manager or the Mutual Fund Selling Agent appointed by the Investment Manager (if any).
- Submit a Taxpayer Identification Number (NPWP) and a copy of identification (KTP/Passport) for individuals, or the KTP/Passport of the authorized officer for legal entities.
- Other documents in accordance with the APU & PPT Program in the Financial Services Sector.

In accordance with OJK regulations, proof of confirmation of purchase, transfer, redemption transactions is valid proof of Unit Penyertaan ownership, which is issued by the Custodian Bank which can be viewed via the <https://akses.ksei.co.id> page.

Disclaimer:
(1) INVESTMENT THROUGH MUTUAL FUNDS INVOLVES RISK. BEFORE DECIDING TO INVEST, PROSPECTIVE INVESTORS MUST READ AND UNDERSTAND THE PROSPECTUS. PAST PERFORMANCE DOES NOT NECESSARILY INDICATE FUTURE PERFORMANCE, NOR DOES IT CONSTITUTE A FORECAST MADE TO PROVIDE ANY INDICATION OF FUTURE PERFORMANCE OR ITS TRENDS. THE FINANCIAL SERVICES AUTHORITY DOES NOT ISSUE ANY STATEMENT APPROVING OR DISAPPROVING THESE SECURITIES, NOR DOES IT DECLARE THE ACCURACY OR ADEQUACY OF THE CONTENTS OF THIS MUTUAL FUND PROSPECTUS. ANY STATEMENT CONTRARY TO THESE MATTERS IS UNLAWFUL. PT BNI Asset Management, as the Investment Manager, is registered with and supervised by the OJK. (2) The Investment Manager may reject an investor's application if it does not meet the applicable requirements and regulations. (3) Investors must carefully read this Product and/or Service Information Summary before agreeing to purchase the product and have the right to ask the Mutual Fund Selling Agent (APERD) about all matters related to this Product and/or Service Information Summary. If necessary, investors are advised to seek professional advice before making an investment decision. (4) This Product and/or Service Information Summary does not form part of the prospectus. Investors are still required to read and understand the prospectus before investing. This product information summary does not replace the Mutual Fund Prospectus and is prepared by PT BNI Asset Management solely for informational purposes and does not constitute an offer to buy or a solicitation to sell. All information contained in this document is presented accurately. (5) Confirmation from the Custodian Bank serves as valid proof of ownership of Mutual Fund securities. (6) Mutual funds are capital market products and are not products issued by the APERD. The APERD is not responsible for any claims or risks arising from the management of the mutual fund portfolio.

Investment Manager Profile

PT BNI Asset Management is one of the largest asset management companies in Indonesia with experience over 20 years since its establishment as the asset management division of PT BNI Sekuritas in 12 April 1995. PT BNI Asset Management obtained its license as Investment Manager from Bapepam-LK (No. KEP-05/BL/MI/2011, dated 7 July 2011). Currently, the company is managing 65 (sixty-five) mutual fund products.

Several mutual funds managed by BNI-AM have received awards from various media and independent research institutions, this includes:

- 7 awards at the 2025 Investment Manager Awards (Anugerah Manajer Investasi 2025) presented by IDX Channel and Edvisor.id
- 2 Best Mutual Fund Awards 2026 and 1 Most Trusted Financial Brand Awards 2026 from Investortrust.id and Infovesta.
- 2 awards at the 14th Infobank-Isentia Digital Brand Appreciation 2025 ceremony.

Investment Objectives

The investment objective is to optimize potential return over a long-term period from price appreciation and dividends, by investing in diversified equity instruments. Investment decisions are made based on liquid stocks that have good fundamentals.

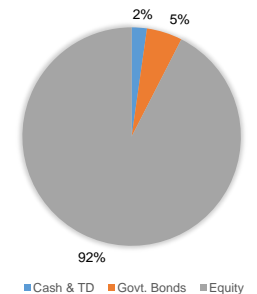
Investment Policy

80%-100% on Equity instruments.
0%-20% on cash and/or other instruments.

Top 10 Underlying Securities
(Sorted alphabetically)

EQUITY	AMMN (3.07%)
EQUITY	ASII (3.56%)
TIME DEPOSIT	Bank Mega (2.20%)
EQUITY	BBCA (8.67%)
EQUITY	BBRI (6.79%)
EQUITY	BBTN (3.32%)
EQUITY	BMRI (8.77%)
BOND	FR0056 (5.27%)
EQUITY	GOTO (2.37%)
EQUITY	TLKM (4.95%)

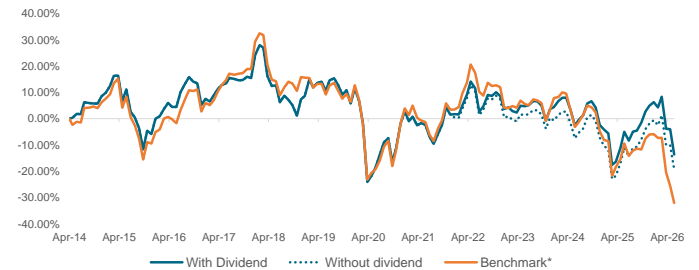
% Portfolio Composition



Custodian Profile

PT Bank Danamon Indonesia, Tbk ("Danamon") was established in 1956 and has obtained approval as a Custodian Bank in the capital market sector based on Capital Market and Financial Institution Supervisory Board number: Kep-02/PM/Kstd/2002 dated October 15th, 2002.

Fund Performance vs Benchmark (Cumulative)



Fund Bank Account

PT Bank Danamon Indonesia Tbk
RD BNI-AM INSPIRING EQUITY FUND
3569377868

PT BNI ASSET MANAGEMENT
Centennial Tower, 19th Floor
Jin. Gatot Subroto Kav 24 & 25 Jakarta 12930
You can submit questions and complaints via:
T. +62-21 2996 9646 (Hotline) / F. +62-21 2996 9647
E. customerservices@bni-am.co.id

PT BNI Asset Management is licensed and supervised by Otoritas Jasa Keuangan

@bniassetmanagement

For more information visit www.bni-am.co.id

